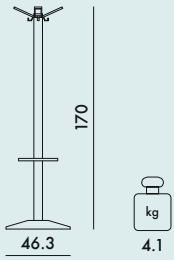


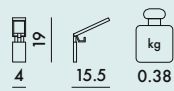
# SEGMENTI 1991

Design Michele De Lucchi

**5160**



**5165**



**MATERIAL**

Fiberglass reinforced technopolymer

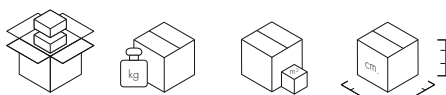
**UPRIGHT**

ABS



09  
Black

MAT



<b>5160</b>	1 base	4.9	0.062	47X47X28
	1 upright	1.7	0.007	6X154X7.5
<b>5165</b>	4	1.6	0.004	25X7X22